

Smart Border Coalition

MARGARITA NUNEZ AND MARCELO PEINADO, CALTRANS DISTRICT 11

SEPTEMBER 6, 2018



Caltrans Districts



District 11

San Diego and Imperial Counties

Approximately 1200 employees

4,200 lane miles

3,000 acres of landscape

19 Tribal Governments

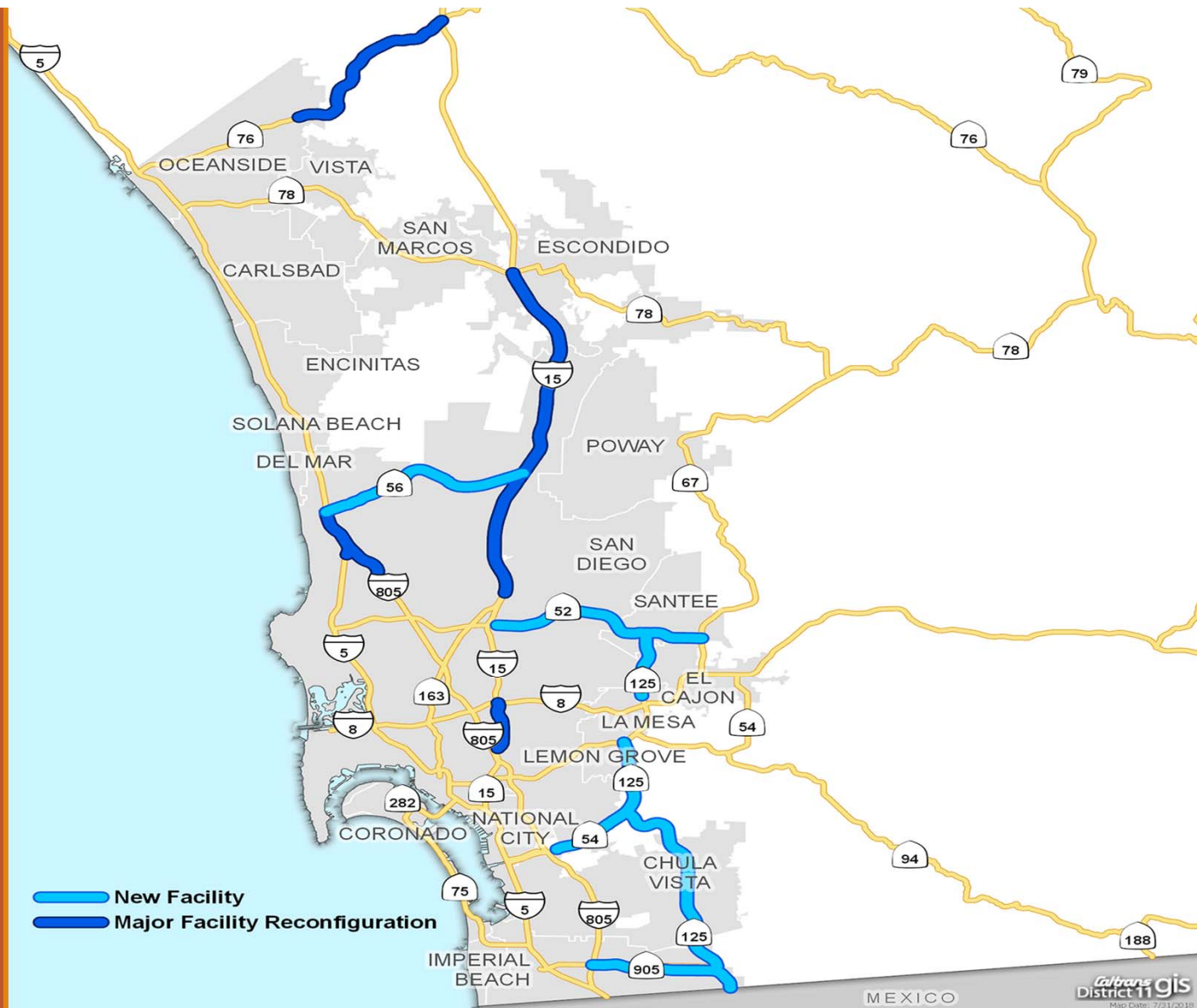
20 Reservations

26 Maintenance Stations

7 Border Crossings



New Freeways Since 1995



Border Wide Efforts and Projects in San Diego County

Border Wide Efforts

- CA Sustainable Freight Action Plan (2016)
 - ITS Infrastructure Improvements-S/B & N/B
 - Regional Border Management System
 - Improves freight efficiency
 - Transitions to zero-emission technologies
 - Increases competitiveness of California's freight system
- Impacts of Border Delays at CA-Baja POE (2019)
- CA- Baja Border Master Plan (2014) – CT grant will initiate revisit of Plan



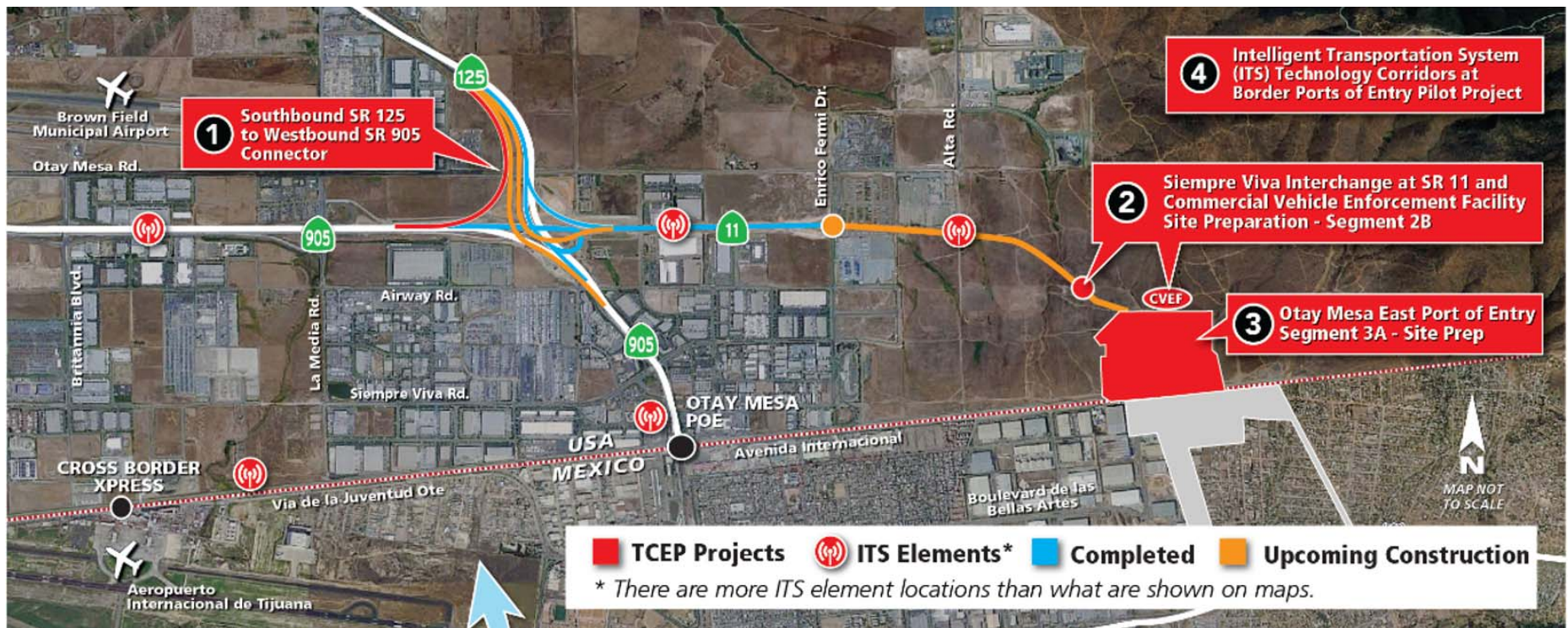
San Ysidro Projects

- Master Plan - GSA
 - PedEast – Summer 2018
 - Main Administration Building – Summer 2018
 - Historic Custom House & Southbound Plaza– Spring 2019
 - North & Southbound Inspection Facilities – Winter 2019
- Enhanced Striping, pavement shields, message signs
- Border Wait Time Pilot-QuickMap app
- CASA Familiar Air Quality monitoring

Otay Mesa Projects

- TCEP - City of San Diego "Otay Mesa Truck Route"
- Otay Mesa POE Modernization
- Otay Mesa Transit Center (2019)
- SB SR-125 to SB SR905 & EB SR-11 (2021)
- SR-11 Enrico Fermi to Siempre Viva (2021)
- City of San Diego Truck Lane
- New Otay Mesa East POE
- TCEP - Caltrans

Trade Corridor Enhancement Program Application San Diego Border Region



Overview of SB 1 Investments



SB 1's investment in transportation is split equally between the state and cities and counties.



\$26 Billion for Cities and Counties



\$26 Billion for State Highway System

Overview of SB 1 Investments



Solutions for Congested
Corridors Program:
\$250 million



Bike and Pedestrian Projects:
\$100 million



Trade Corridor
Enhancement Program:
\$300 million



New Funding to Transit
Agencies to help them increase
access and service and build
capital projects: **over \$750
million**

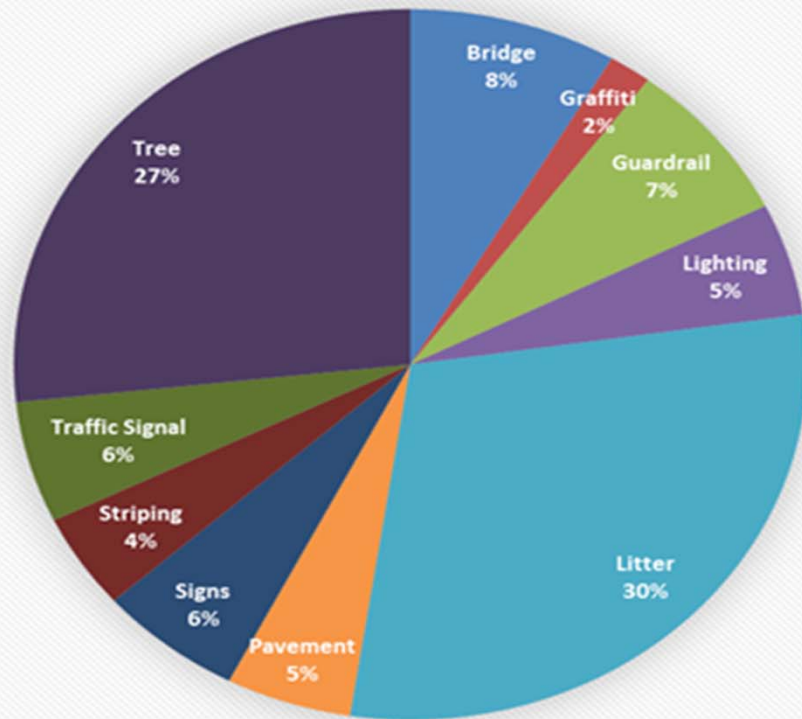
San Diego Region SB1 Allocations

| Program | Recipient | Notes | Funding Awarded as Result of SB 1 | Time of Award |
|---|--|---|-----------------------------------|-------------------|
| STIP | SANDAG | Awarded 216.854. Of that amount, \$47.105 was programmed in the 2016 STIP, so new programming is \$169.749. | 169.749 | 18-Mar |
| Local Partnership Program Formula 2017-2018/2019-2020 | SANDAG | | 18.94 | 18-Jan |
| Freeway Service Patrol | SANDAG | | 2.13 | April/May 2018 |
| Active Transportation Program | SANDAG - IRT | total award - \$5.603 | 0.5 | Sept and Dec 2017 |
| | Escondido | total award - \$1.336 | 0.179 | |
| | Escondido | total award - \$1.632 | 0.29 | |
| | National City | total award - \$3.335 | 3.335 | |
| | County of San Diego | total award - \$1.16 | 1.16 | |
| | Chula Vista Elementary School District | total award - \$.202 | 0.202 | |
| | Chula Vista | total award - \$.851 | 0.851 | |
| | El Cajon | total award - \$.5 | 0.5 | |
| | Encinitas | total award - \$.996 | 0.041 | |
| | Imperial Beach | total award - \$2.57 | 2.57 | |
| | National City | total award - \$1.678 | 0 | |
| Planning Grants | SANDAG | Formula - 1.108187 | 2.006807 | 17-Dec |
| | NCTD | Sustainable Communities - .28 | | |
| | City of SD | Adaptation - .43862 | | |
| | SANDAG | Adaptation - .18 | | |
| Caltrans | CALTRANS | Imperial County has an additional 25.193 | 246.8 | ongoing |
| Local Streets and Roads 2017-2018 | LOCAL JURISDICTIONS | | 36.100957 | 18-Jan |
| State of Good Repair | MTS - Substation DC Feeder Breaker Replacement | | 3.28 | |
| | MTS - Orange/Blue Line Tie Replacement | | 1.271892 | |
| State Transit Assistance | MTS - Procure 24 coach buses | | 4.317 | |
| | MTS - operating costs | | 2.39 | |
| State of Good Repair | NCTD - Locomotive Replacement Project | | 1.743219 | |
| State Rail Assistance | NCTD - Locomotive Replacement Project | | 10.5 | |
| State Transit Assistance | NCTD - Locomotive Replacement Project | | 2.568678 | |
| Transit and Intercity Rail Capital Program | SANDAG/LOSSAN/NCTD - All Aboard 2018 | | 40.41 | Apr-18 |
| | MTS - Blue Line Rail Corridor Transit Enhancements | | 40.1 | |
| | SANDAG - Ride Between the Lines | | 5.76 | |
| Trade Corridor Enhancement Program | SANDAG/CALTRANS | | 82.48 | 105.165 |
| | SANDAG | | 10.5 | |
| | CITY OF SAN DIEGO | | 6 | |
| | PORT | | 0.585 | |
| | PORT | | 5.6 | |
| Solutions for Congested Corridors Program | SANDAG/CALTRANS | | | 195 |
| Local Partnership Program Competitive 2017-2018/2019-2020 | City of Escondido | | | 12.5 |
| Planning Grants | SANDAG | Formula - 1 | 3.448085 | May-18 |
| | SANDAG | Sustainable Communities - .913 | | |
| | SANDAG | Sustainable Communities - .265085 | | |
| | SANDAG | Adaptation - .25 | | |
| | City of Oceanside | Sustainable Communities - .5 | | |
| | City of Santee | Sustainable Communities - .24 | | |
| | County of San Diego | Sustainable Communities - .28 | | |
| Local Streets and Roads 2018-2019 | LOCAL JURISDICTIONS | | 92.469855 | Jun-18 |
| Local Partnership Program Formula 2019-2020 | SANDAG | | 9.727 | Jun-18 |
| TOTAL | | | 1016.005493 | |



Caltrans Maintenance

FY 18 Expenses



■ Bridge Total ■ Graffiti Total ■ Guardrail Total ■ Lighting Total ■ Litter Total
■ Pavement Total ■ Signs Total ■ Striping Total ■ Traffic Signal Total ■ Tree Total

FY-17/18 Expenditures

Total- \$18,129,546

Operations

Litter Collection- \$5,383,946
Tree Maintenance - \$4,839,057
Bridge Maintenance – \$1,536,190
Guardrail Repair - \$1,343,449

Customer Service Requests

www.csr.dot.ca.gov

Customer Calls

Public Information Office
619-688-6670 or 619/688-6699

Adopt-A-Highway

Jose Estrada
619-688-3327
jose.estrada@dot.ca.gov



ADOPT-A-HIGHWAY

Jose Estrada

619-688-3327

Email: Jose.Estrada@dot.ca.gov

BE WORKSM ZONE ALERT

Caltrans District 11, San Diego & Imperial Counties



Questions?